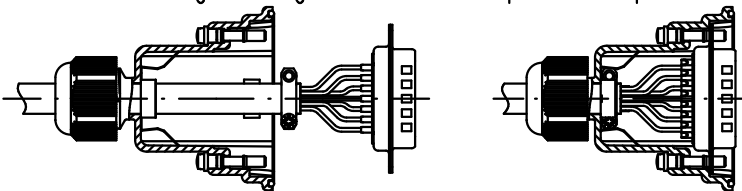


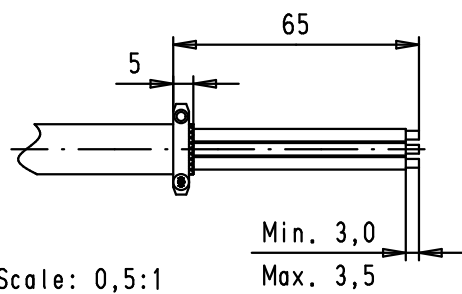
Not mounted parts :

Mounting instructions:
 -The peeled back cable braiding must not extend over the cable clamp, in order not to damage the gasket or to impair its performance



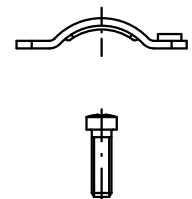
- Pull back cable until cable clamp snaps into shielding plate
 - Snap connector into hood

Stripping dimensions:

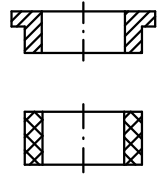


Scale: 0,5:1

Cable clamp and screw



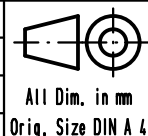
Pressure washer and rubber gasket (for cable ϕ between 8 and 10,5 mm)



-For rear mounted mating connectors, panel thickness is comprised between 1 and 2 mm for safe contact area
 -Max. torques are 0,4 N.m

09 67 037 0439	M3
09 67 037 0438	4-40 UNC
Part number	Mounting screw thread

			Dot.	Name
			Detail.	29/08/08 PK
			Insp.	28/10/11 JB
EC03999	28/10/11	SD	Stand.	
	35427	15/12/08		PK
	35280	29/08/08		PK
Mod.	Dot.	Name	HARTING EURL F-95972 Paris	



D-Sub, black plastic hood, waterproof IP67, 37 poles, top cable entry with nut

Maßstab/Scale
1:1

TB 09 67 037 043X
Sub.

Blatt/ Page
1/1