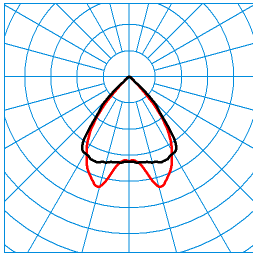


Product features and key data

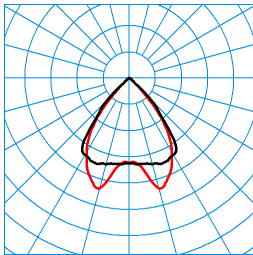
Applications	exhibition rooms offices conference rooms corridors foyers sales rooms		
Luminaire type	Recessed LED luminaire for single use or continuous line applications.		
Light sources	LED system and luminaire optic are clicked without tools into the luminaire body as a single assembly. Assembly is protected from falling down during mounting with a steel cord.		
Mounting method	Recessed		
Luminaire optic	Optical system with micro reflector technology (MRW) with highly efficient aluminised reflector chambers of plastic for high glare reduction and efficiency. Discreet lateral light emission over the complete luminaire length.		
LED-System	HCL channel 1	HCL channel 2	HCL MAX
Connected load	39 W	37 W	37 W
Power factor	0,95		
Colour temperature	2.700 K	6.500 K	4.000 K
Rated luminous flux	4.000 lm	4.000 lm	4.000 lm
Luminous efficacy	102 lm/W	108 lm/W	108 lm/W
Interchangeability lightsource	Yes - interchangeable		
Service life	L80 (25 °C) = 50.000 h		
Colour rendering index	80		
Colour tolerance	3 SDCM		
Photobiological class	Group 1 - no risk		
Luminaire colour	RAL9016 Traffic white		
Luminaire body	Luminaire body sheet steel.		
Electrical version	With electronic control gear unit for switching, dimming and controlling the light colour using DALI Device Type 8-capable control unit.		
DALI-2-Standard EN 62386	Yes		
Wiring	5LV		
Connection method	Plug-in terminal		
Dimming range	1 - 100 %		
Mains frequency	50/60 Hz		
Mains voltage	220 - 240 V		
Ingress Protection (IP) rating	IP20		
Protection class	I		
Impact resistance (IK)	IK03		
Hot wire resistance	650 °C		
Ambient temperature	-20 - 25 °C		
Max. Luminaires B10	11		
Max. Luminaires B16	19		
Max. Luminaires C10	19		
Max. Luminaires C16	32		
Net length	1.473 mm		
Net width	100 mm		
Net height	45 mm		
Recess length	1.480 mm		
Recess width	86 mm		
Recess depth	45 mm		

Weight

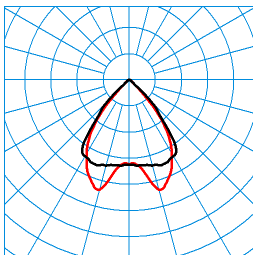
4,5 kg

light distribution curve

**SFlow-Act C3-L MRX LED4000 ETDD8 LLWM 01 (ActDWW)
TX299831**

 ■ C0 - C180
 ■ C90 - C270

 UGR I = 15,8
 UGR q = 16,9
 DIN 5040: A50
 UTE: 1,00 A
 CEN Flux Code: 84 99 100 100 100

**SFlow-Act C3-L MRX LED4000 ETDD8 LLWM 01 (ActDCW)
TX299727**









 ■ C0 - C180
 ■ C90 - C270

 UGR I = 15,8
 UGR q = 16,9
 DIN 5040: A50
 UTE: 1,00 A
 CEN Flux Code: 84 99 100 100 100

**SFlow-Act C3-L MRX LED4000 ETDD8 LLWM 01 (ActDSU)
TX299667**

 ■ C0 - C180
 ■ C90 - C270

 UGR I = 15,8
 UGR q = 16,9
 DIN 5040: A50
 UTE: 1,00 A
 CEN Flux Code: 84 99 100 100 100

Available accessories

Material	Description
 03630S Vacuum Plug 2926500	Suction pad for removal of covers for maintenance.
 SFlow C/D ZLK 6892600	Continuous line coupling for recessed or surface-mounted installation (C/D).
 SFlow C ZKS 01 6892500	End caps made of PMMA. For recessed LED luminaires Solvan Flow C.
 SFlow ZBP L2 6817200	Mounting elements for recessing luminaires in panel ceilings Solvan Flow D2 (Module 100) and C2.
 SFlow ZBB 6817300	Swivel bracket for fixing recessed luminaires in cut-out plasterboard ceiling openings.
 SFlow ZBC 6817400	Recessing accessories for cut-out plasterboard ceilings. Solvan Flow C.
 SFlow ZDV 515 L2 6822900	Through-wiring of heat-resistant single conductors, 5 x 1.5 mm ² .
 SFlow C-L B-H L560 01 7360200	



SFlow C-L B L560 01
7360700

Offer text

Recessed LED luminaire for single use or continuous line applications. Luminaire with Active equipment for controlling light colour via separate control unit. For installation in ceiling cut-outs. With separately ordered installation accessories also suitable for use in strip ceilings (SFlow ZBP L2). For strip ceilings in module 100. Continuous lines via connection of luminaire body with tool-free mounting. Optical system with micro reflector technology (MRW) with highly efficient aluminised reflector chambers of plastic for high glare reduction and efficiency. Discreet lateral light emission over the complete luminaire length. With symmetric wide light intensity distribution. Suitable for VDU workstations according to EN 12464-1 via limited luminance $L \leq 1500 \text{ cd/m}^2$ for beam angle above 65° all-round. LED system and luminaire optic are clicked without tools into the luminaire body as a single assembly. Assembly is protected from falling down during mounting with a steel cord. Luminaire luminous flux 4000 lm, connected load 39,00 W, luminous efficiency of luminaire 102 lm/W. Light colour variable (warm white - daylight white), correlated colour temperature (CCT) variable (2700 K - 6500 K), general colour rendering index (CRI) $R_a > 80$. Colour locus tolerance (initial MacAdam) ≤ 3 SDCM, Mean rated service life $L_{80}(t_q 25^\circ\text{C}) = 50,000 \text{ h}$. The light source is replaceable according to the ecodesign requirements (VO (EU) 2019/2020). Luminaire body sheet steel. Surface coated white (RAL 9016). Dimensions (L x W): 1473 mm x 100 mm, luminaire height 45 mm. Safety class (EN 61140): I, protection rating (DIN EN 60529): IP20, impact resistance level in accordance with IEC 62262: IK03, testing temperature of wire glow test in accordance with IEC 60695-2-11: 650°C . Weight: 4,5 kg. Connection on mains side is via plug-in terminals. Independent electrical connection of assemblies. With electronic control gear unit for switching, dimming and controlling the light colour using DALI Device Type 8- capable control unit. Control gear unit according to DALI-2 standard (EN 62386). The control gear unit is replaceable in accordance with the ecodesign requirements (VO (EU) 2019/2020). The luminaire complies with the fundamental requirements of applicable EU regulations and product safety legislation and bears the CE symbol.

Application note :

Please order end caps for individual luminaires or continuous line ends separately.